

Central Hume Aboriginal Health, Wellbeing and Safety

Supporting the Local Government Areas of Alpine, Benalla, Mansfield & Wangaratta

For nearly a decade the Central Hume Primary Care Partnership (PCP) through the Aboriginal Community Support Worker has been supporting the Central Hume catchment; consisting of the Alpine, Benalla, Mansfield and Wangaratta LGAs to deliver better health, wellbeing and safety outcomes. This model of support has been in place during the Hume Region Closing the Gap 2009–2013, Koolin Balit 2012–2022, and the transition to Korin Korin Balit-Djak.

The Central Hume Aboriginal Health Model is effective because the Central Hume PCP works with the strengths of the Aboriginal Community Support Worker to deliver place-based outcomes. The support provided by the Central Hume PCP enables the Aboriginal Community Support Worker to spend more time in the field (dirt time), working with community, hearing from community and advocating for Aboriginal peoples' health and wellbeing

The Central Hume Aboriginal Health Model is synchronous with the Korin Korin Balit-Djak vision; 'self-determining, healthy and safe Aboriginal people and communities'. Central Hume PCP is able to support this work through:

- the community contacts and trust built in our communities by the Aboriginal Community Support Worker (it has taken years to build)
- our partnership approach with organisations
- taking an holistic approach to support Aboriginal peoples' physical, emotional, mental and social wellbeing
- building individuals and community confidence in feeling safe to approach our worker with concerns about 'at risk' Aboriginal people
- collaborative relationships with Aboriginal workers (Aboriginal Health Liaison Officers, Koori Education Support Workers, DHHS staff) to link in with Aboriginal families)

Central Hume Aboriginal Health Model



Central Hume
Primary Care Partnership

Local Government Areas: Alpine, Benalla, Mansfield & Wangaratta



**Aboriginal Community
Support Worker
for Central Hume**

Current worker commenced in 2012
Significant trust developed with Community
Position funding ends 30/06/2019

Part of a multifaceted team:

- Prevention and early intervention
- Access and integration
- Chronic Disease

Improve Cultural Competency

Provide evidence/case studies – what's working / what's not

Advocacy – Region, State and National Levels

Support and Sponsorship of Events

- NAIDOC
- Proud and Deadly Awards (Benalla & Wangaratta)



Team Approach

- Local Aboriginal Networks - Dirrawarra and Gadhaba
- Aboriginal Community-Controlled Organisations
- Koorie Engagement Support Officers
- Hospitals/Community Health Services
- GP Clinics
- Local Government
- Mental Health Services
- Schools
- Aged Care Assessment Services
- Youth Services
- Community Service Organisations



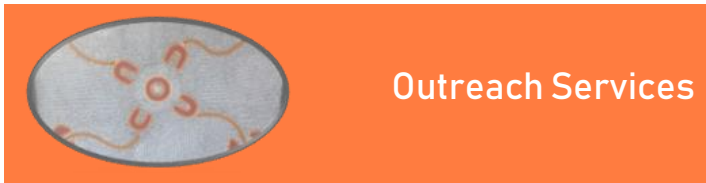
Partnerships

Central Hume Aboriginal Health Model



Central Hume
Primary Care Partnership


Local Government Areas: Alpine, Benalla, Mansfield & Wangaratta



Outreach Services

Support and Promote:

- Dental Checks
- Eye Checks
- Health Checks
- Mental Health Services
- Other Outreach Workers



Holistic Approach

Support Aboriginal people to meet their needs physically, socially, emotionally, and spiritually

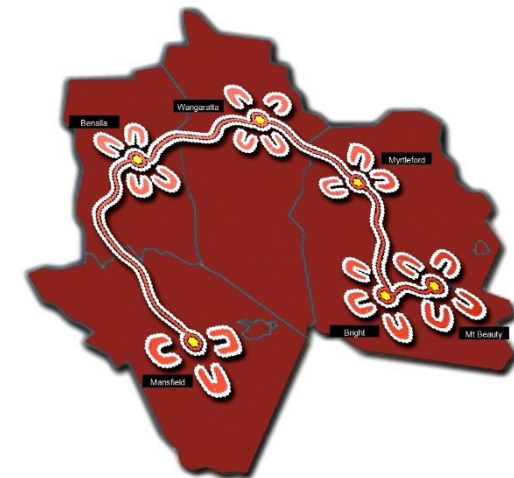
Provide a culturally respectful approach:

- Male and/or female
- Dirt time
- Aboriginal Gardens
- Gathering Places
- Provide opportunities for healing



Resources

Audio Visual Resources
Artwork Collaborations
Case Studies
Best practice approaches
Yarning events



© Artwork by Chris Thorne